

Pressure Care



MEETING INDIVIDUAL REQUIREMENTS

LOW RISK | HIGH RISK | VERY HIGH RISK



Yes, you can.®

Making Life's Experiences Possible



Active 2

VERSATILITY AND COMFORT



The Softform Premier Active 2 retains properties as a high risk reactive support surface however should a patient require stepping up to an Active support surface, then a discrete pump can be fitted transforming the mattress into a dynamic surface and delivering additional levels of pressure relief.

High/Very High Risk




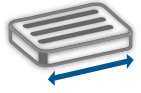


Softform Premier Active 2

Unique Features

Benefits

Air Insert contained within standard Softform Premier mattress foam construction	Using the pump allows stepping up and down between Reactive and Active alternating systems with minimum patient disruption
Inflation of air cells alternates on a 10 minute cycle	Promotes tissue recovery and pressure distribution
New air cell design	For the users safety and peace of mind
Air system placed beneath foam insert	Greatly reduces risk of sharps puncture
Mattress can stay on the bed for a wide range of patients.	Reduces moving and handling issues; minimizes additional storage requirements.
High risk static mattress, delivering exceptional pressure reduction and patient comfort	In the event of a power failure, the patient is still resting on a high risk pressure reducing surface, minimizing the potential of pressure damage occurring until power is restored
Mattress does not require turning Reduces manual handling issues	Reduces manual handling issues
Two- way stretch PU waterproof cover	Provides excellent recovery and durability, and helps reduce shear and friction forces
High frequency welded seams	Reduces the risk of fluid ingress
Full length flap conceals the zip	Reduces the possible fluid ingress through the zip
Toughened PU coated base	Prolongs the longevity of the mattress
Single piece of foam "U" core	Facilitates patient transfer by providing side wall support
Water penetration resistance	35 kPa minimum (BS 3424: part 26). 35 kPa minimum after 20,000 cycles Martindale Abrasion Test EN ISO 5470-2

Tech Specs

WATERFLOW SCALE					WARRANTY
Waterflow Scale 25	User weight 247.6kg	Length 197cm	Width 88cm	Depth 15.2cm	Warranty 4yr cover 8yr foam 2yr pump

