

Comet Ultra

**BUILT TO SUPPORT WITH PERFORMANCE
AND RELIABILITY**



Ideal for those with larger body shapes, the Comet® Ultra offers a secure, supportive and powerful driving experience without compromising on style or functionality. The Comet Ultra will get you to your destination quickly and efficiently, in complete comfort and control.



Yes, you can.®

**Making Life's
Experiences Possible**

Comet Ultra



The safety and stability of the Comet Ultra is never a concern; even for users weighing up to 220kg. Developed with the highest quality components and safety features, the Comet Ultra makes a trustworthy companion no matter where you go. Furthermore, its flexibility and adaptability means you can customise your scooter to suit your unique style and individual preference.

The special contoured Ultra Seat has been developed in conjunction with therapists to ensure an optimum seating position and increased comfort. In addition, a pneumatically adjustable lumbar support allows for further comfort when seated if and when required. The reinforced seat base and adjustable armrests offer excellent support and allows the use of the armrest as additional support when getting on and off the scooter.

Features



Improved suspension to offer superior comfort to larger individuals.




Reinforced seat column offers additional stability and safety when seated.



Reinforced height and width adjustable armrest.

Tech Specs




Backrest width
660 mm



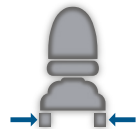
Seat depth
535 mm



Floor to seat height
Min. 440 mm
Max. 510 mm



Backrest height
515 mm



Driving unit width
665 - 685 mm



Total length
1450 mm



Empty weight
148 kg



Max user weight
220 kg



Battery capacity
2 x 12 V/75 Ah



Turning diameter
2750 mm



Max climbable obstacle height
100 mm



Ground clearance
100 mm



Max safe slope
10°



Max driving distance
49 km



Max driving speed
10 km/h



Motor capacity
650 W / 1800 W