

INVACARE® Jasmine



Jasmine Kit

The Invacare **Jasmine** Mobile Lift is a flexible solution that offers high comfort for all clients. The lift covers all needs, providing safe patient handling with up to 200 kg weight capacity. With its expansive, wide opening base and high lifting mechanism, **Jasmine** makes life easy for caregivers operating this new Invacare lift system. The control box with diagnostic system is an intelligent service monitoring system that enables a safe operating environment for the caregiver, whilst allowing maximum comfort for the client during each transfer.

FLEXIBILITY AND OPTIMIZED MANEUVERABILITY

The Invacare **Jasmine** is exceptionally mobile and easy to move around. The wide-opening base allows easy access for a wheelchair or armchair, whilst the high lifting mechanism is essential for helping clients on and off high toilet chairs or examination couches. Flexible and with optimized maneuverability, **Jasmine** covers all needs, at all times – for both the caregiver and the client.










SAFETY FIRST, WITH AN INTELLIGENT CONTROL BOX

Jasmine secures the patient's need for a safe and comfortable lift with control box with diagnostic system: an intelligent service monitoring system that highlights the battery status and service condition of the actuator to ensure safe patient handling. The control box provides a safe and comfortable lift for the client via 'soft start' and 'soft stop' button mechanisms.

ACCESSORIES FOR ALL SITUATIONS

Users can enjoy maximum flexibility with a range of spreader bars, pivot bars and a very comfortable sling range that allows for individual adjustment of the transfer.

Technical Data

			
134cm	69cm	105cm	54cm-192cm
			
12cm	200kg	43kg	40 cycles
	3 years frame 2 years electronics and motors 1 year battery		

*Varies depending upon load and stroke.

Standard

- 2-point spreader bar
- External battery charger
- Detachable battery pack

Accessories

- 4-point spreader bar
- Weighing device (300kg SWL)
- Pivot frame
- Additional battery pack
- Full range of slings



New intelligent monitoring system
Includes a service reminder, emergency operation, audio battery alarm, and battery indicator.



Comfort for the user
Full lift range and good clearance for the user.



Electric leg adjustment
Easy and effortless solution for positioning lifter when transferring a user.